

INSPIRED

by **Bassett**[®]

Tradition Reinvented

Item#


BP-MSST30-EC1

BP-MSST30-EC19

BP-MSST30-EC28


MISSION BARSTOOL

ASSEMBLY INSTRUCTIONS



IF PARTS ARE MISSING OR DAMAGED, DO NOT RETURN TO STORE

To order missing or replacement parts, contact us via e-mail parts@officestar.net, by Fax 1-909-930-5629, or toll free parts number 1-800-950-7262, Monday through Friday 8:00 a.m. - 5:00 p.m. Pacific Time.



WARNING

1. Do not use this product unless all screws and bolts are securely tightened.
2. Check that all screws and bolts are tight every three months or as needed.
3. Dispose of packing material properly. Do not use plastic cover as head covering. It may cause suffocation.
4. Do not use this product as a stepladder.
5. Use this product for its intended purpose only.
6. **Intended for residential use only.**


LIMITED WARRANTY

INSPIRED by Bassett® Warrants, to the original purchaser its products to be free from defects in material and workmanship for a period of 5 years. Defects and damage from misuse, abuse, negligence, alteration, accident, vandalism, rusting, acts of nature or any other event beyond the control of INSPIRED by Bassett® is not covered. The warranty does not cover cosmetic damage that may result from normal use. Liability for incidental or consequential damages is excluded. The user assumes all risk of injury resulting from use of this product. This warranty gives you specific legal rights, and you may also have other rights which vary from state to state.

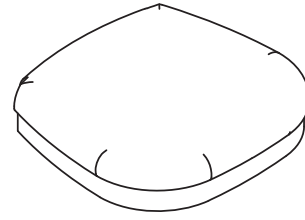
To make a warranty claim, contact Customer Service, provide model number, sales receipt and description of the problem. It is the customer's responsibility to prepay freight on any components returned to the factory. INSPIRED by Bassett® will pay return freight on components covered under terms of warranty.

Contact us via e-mail parts@officestar.net, by Fax 1-909-930-5629, or toll free parts number 1-800-950-7262, Monday through Friday 8:00 a.m. - 5:00 p.m. Pacific Time.


PARTS LIST



(1) Back Frame (1 PC)

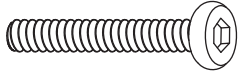










(2) Seat Frame (1 PC)



(3) Leg Frame (1 PC)

HARDWARE LIST

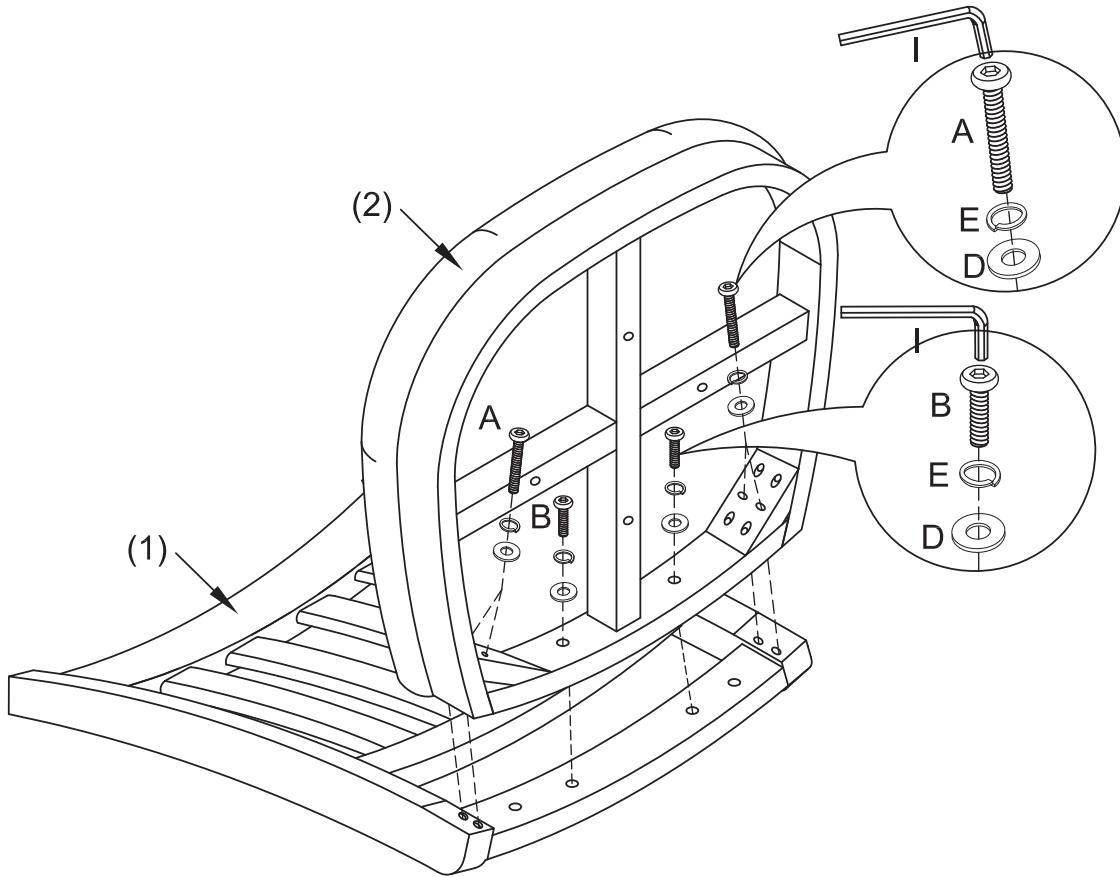
NO	SKETCH	DESCRIPTION	SIZE	Q'TY
A		Bolt	Ø5/16" X 3"	4 PCS + 1 EXTRA
B		Bolt	Ø5/16" X 1-1/2"	2 PCS
C		Bolt	Ø1/4" X 7/8"	4 PCS + 1 EXTRA
D		Flat Washer	Ø5/16" X 3/4"	6 PCS + 1 EXTRA
E		Spring Washer	Ø5/16"	6 PCS + 1 EXTRA
F		Flat Washer	Ø1/4" X 3/4"	4 PCS + 1 EXTRA
G		Spring Washer	Ø1/4"	4 PCS + 1 EXTRA
H		Wrench	4 mm	1 PC
I		Wrench	5 mm	1 PC

THANK YOU for purchasing this quality product. Be sure to check all packing material carefully for small parts which may have come loose inside the carton during shipment. Identify and count all parts and compare with the parts and hardware lists.

Contact us via e-mail parts@officestar.net, by Fax 1-909-930-5629, or toll free parts number 1-800-950-7262, Monday through Friday 8:00 a.m. - 5:00 p.m. Pacific Time.

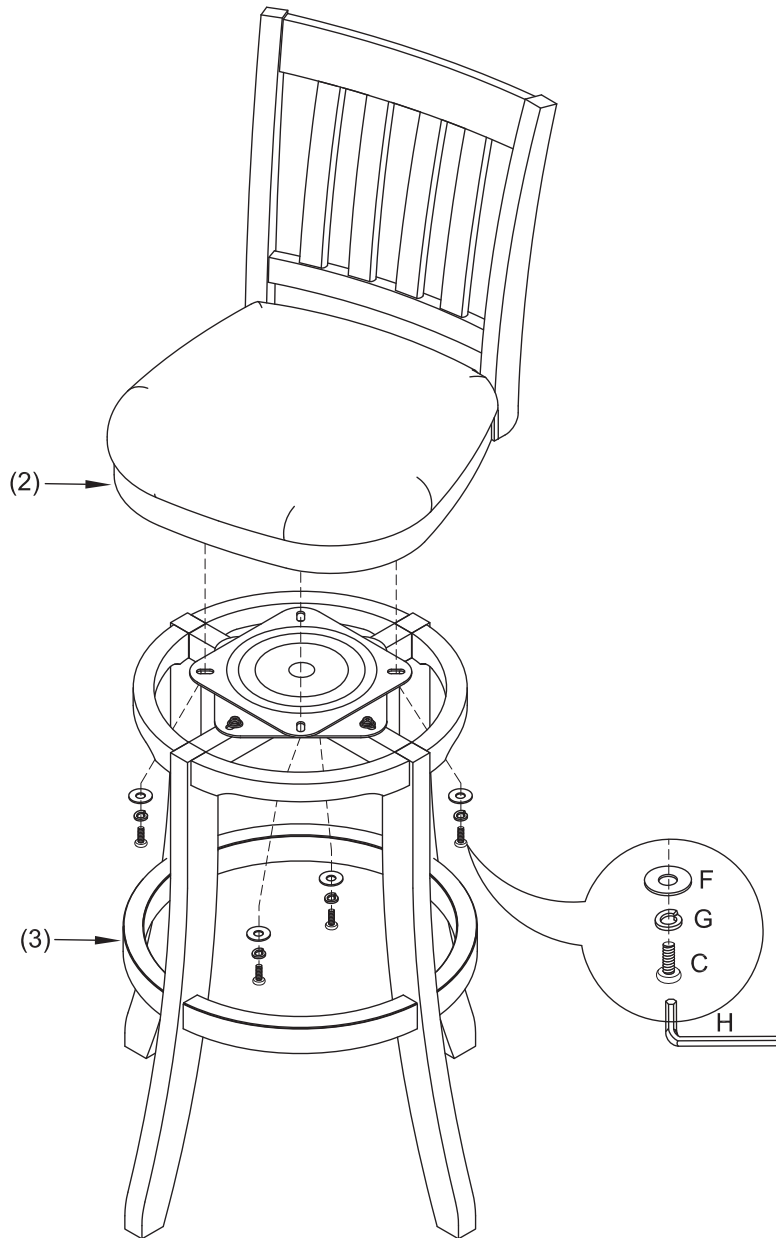
STEP 1:

Secure Back Frame (1) to Seat Frame (2) using four Flat Washers (D), four Spring Washers (E) and four Bolts (A) for corner blocks of Seat Frame (2). **DO NOT FULLY TIGHTEN BOLTS (A)**. Secure center part of Seat Frame (2) using two Flat Washers (D), two Spring Washers (E) and two Bolts (B). **FULLY TIGHTEN ALL BOLTS (A & B) USING WRENCH (I)**.




STEP 2:

Secure Leg Frame (3) to Seat Frame (2) using four Flat Washers (F), four Spring Washers (G) and four Bolts (C). **FULLY TIGHTEN BOLTS (C) USING WRENCH (H).**



IMPORTANT: MAKE SURE ALL BOLTS AND SCREWS ARE SECURELY TIGHTENED BEFORE USING THIS PRODUCT.



FURNITURE CARE:

- Dust with a soft cloth following the grain pattern of the wood.
- Dust often to remove the everyday abrasive particles from the wood surfaces.
- Before dusting, moisten cloth lightly with a spray product.
- Wood finishes also benefit from an occasional polishing.

Contact us via e-mail parts@officestar.net, by Fax 1-909-930-5629, or toll free parts number 1-800-950-7262, Monday through Friday 8:00 a.m. - 5:00 p.m. Pacific Time.